
**BEAR  
HUG 18**

## Unit 4 Review

**Make It Stick:** Matthew 1:21: ... *Call His name **JESUS**, for **He will save His people from their sins.*** (Short version is in bold. This verse was learned in Bear Hug 15.)

**The Big Buzz:** Jesus is God. He loves all people. He showed His love by dying on the cross so our sins could be forgiven. We can follow Christ's example by loving and serving others.

### HONEY FROM THE COMB

**Read:** John 20:30-31; 2 Peter 3:9

**Review:** Matthew 1:21

When was the last time you experienced an unexpected kindness from a stranger? Perhaps it was as simple as someone allowing you to go before them in line. Whatever the circumstance, the generosity and sincerity did not go unnoticed.

When Christ lived on earth, those who observed Him noticed His genuine concern for others. His miracles demonstrated His desire and ability to meet the needs of individuals. Yet many of them did not realize that His compassion stemmed from a greater burden: His desire that all men might trust Him (John 20:31; 2 Peter 3:9). Christ's desire remains unchanged. He longs for nonbelievers to trust in Him, and He lovingly works in the lives of His chosen ones.

Wherever you are, Jesus will meet the needs in your heart today. You can trust Him to keep His word. Once you realize what He has done for you, you will want to follow His example. Share Christ's love and compassion to others, and encourage your Cubbies to do the same. An easy avenue to encourage a servant's heart in your Cubbies is by giving them opportunities to help one another during club.

- Have a child help pass out snacks.
- Ask a Cubbie to hold open the door for the rest of the group.
- Choose a child to pray for the snack.
- Encourage all children to help pick up after game time or activity time.
- Remind a Cubbie to forgive a friend who has wronged him.

As you model Christ's compassionate service, your little ones will follow your example and learn to truly love and help others.

### TASTE AND SEE!

Cubbies need to *taste and see that the Lord is good* (Psalm 34:8)! Pray that the Holy Spirit would work through this lesson so Cubbies:

1. Remember the ways Jesus loved people from Bible stories in the unit.
2. Believe that Jesus died to take the punishment for sin.
3. Make steps toward trusting Jesus as Savior.
4. Think of practical ways to love and help others, like Jesus did.
5. \_\_\_\_\_
6. \_\_\_\_\_

(Add the goals the Holy Spirit brings to your mind and heart as you pray for Cubbies.)



## COMING IN

(10-15 minutes before club officially starts)

As a review, consider repeating the Cubbies' favorite Coming In activities from this unit. For example, repeat IDEA 3: Story Play Centers (from Bear Hug 15), IDEA 3: Health Helpers (from Bear Hug 16) or IDEA 1: Play Restaurant (from Bear Hug 17). You may also choose one of the new ideas below.

### IDEA 1: Heart Attack

#### What You Need

- Construction paper hearts
- Crayons or markers
- *Optional* — decorative stickers, large envelope, tape

Remind Cubbies that they have been learning about Jesus' love for all people. Explain that Jesus wants us to be like Him and love others too. Ask Cubbies if they can think of someone in the church who might need a little extra love. Then let Cubbies each choose a paper heart to decorate for that person. Be sure to write the person's name and the Cubbie's name on each heart. Leaders can help Cubbies write encouraging notes on the hearts. If Cubbies chose someone who works in the church (pastor, secretary, custodian, etc.), it might be fun to go tape the hearts near his or her office. Otherwise, put the hearts in a large envelope to be delivered later.

### IDEA 2: First Aid Memory Tray

#### What You Need

- Tray filled with various first-aid supplies (bandages, gauze, medicine, ice pack, etc.)
- Towel

Show Cubbies the items on the tray and explain how each item is used. Cover the tray with the towel and remove an item. See if Cubbies can guess which item is missing. Cover the tray with the towel again, remove another item and let Cubbies guess again. Repeat this pattern, and as Cubbies get better

at the game, remove multiple items. Talk about how Jesus has power to heal the sick just with His words or a touch. He didn't need any of the items on the tray! Talk about the power Jesus also has to forgive our sins and give us eternal life.

### IDEA 3: Bible Story Props Center

#### What You Need

- Box house made for Lesson Time of Bear Hug 15
- Paralytic man (resource CD) and mat made during Coming In of Bear Hug 15
- Bread and fish cutouts (resource CD)
- Baskets or paper lunch bags
- Box of tissues
- Toy flutes
- Pillow and blanket
- Bible times costumes

Set up an area where Cubbies can use props and costumes to reenact the Bible stories from the unit. If you did not make a box house for Bear Hug 15, make one by cutting off the top flaps of a cardboard box and laying it on its side. (The former top of the box will become an open side for Cubbies to view inside the house.) Paste the scene of Jesus and the crowd to the visible inner wall of the house (resource CD). Make a mat as directed in IDEA 2: Make a Mat from Bear Hug 15. Cut a rectangular flap in the roof that can open and close. (The opening should be larger than your mat and large enough for Cubbies to reach through). Cubbies can place the paralytic figure on the mat and lower the mat through the roof opening. Cubbies can wear Bible costumes and act out the stories of the bleeding woman and the raising of Jairus' daughter. Some Cubbies can pretend to be mourners in the house by wiping tears with tissues and playing flutes. One Cubbie can use the pillow and blanket to pretend she is Jairus' daughter. Cubbies can act out the feeding of the crowd with the bread, fish and baskets.

## STARTING TIME (3-5 minutes)

Continue your starting routine. Include the "Cubbies Song," Cubbies key verse and motto, unit Core Truth and the A and C verses, along with your favorite visuals, songs and motions.

## PUPPET SHOW

(3-5 minutes)

### What You Need

- Cubbie Bear puppet
- *Optional* — game timer or bell, plate, knife, fork and spoon, napkin

**LEADER:** Boys and girls, I wonder if Cubbie Bear has been able to help someone today? Let's see if he will come and tell us. On the count of three, say "Hi, Cubbie!" Ready? One — two — three. HI, CUBBIE!

*(After children call out, bring the Cubbie puppet into view, breathing heavily.)*

**LEADER:** Why, Cubbie! You are out of breath! What have you been doing?

**CUBBIE** *(still breathing heavy):* I've been busy working with our Help Club!

**LEADER:** Let's see. If I remember correctly, you, Timothy, Katie Collie and Luvie Lamb are all members of your special club, right?

**CUBBIE:** That's right, but now we have a new member: Mia!

**LEADER:** That's great, Cubbie!

**CUBBIE:** The Help Club decided to stop by the Sweet Apple Bakery to see Timothy's Grammy Lois.

**LEADER:** That sounds like a yummy place to visit!

**CUBBIE:** It sure is! Anyway, she was super busy. While we were talking with her, we heard a strange sound.

*(If you are using a timer for a prop, set the timer off for children to hear the noise. Have Cubbie say, "It sounded just like that!" You could also make a buzzing sound with your mouth.)*

**CUBBIE:** The timer for one of the ovens was going off, letting Grammy know that the pies were ready to take out of that oven.

**LEADER:** Oh, my! An oven is really hot! I hope everyone was safe!

**CUBBIE:** Oh, Grammy got the pies out of the oven and set them down to cool. But then we heard another buzzing sound!

*(If using the timer, set the timer to buzz again or make a buzzing sound with your mouth.)*

**CUBBIE:** The pies from ANOTHER oven were ready to take out!

**LEADER:** It sounds as if Grammy Lois was really working hard! But, if the Help Club couldn't take the pies out of the ovens, what DID you do to help Grammy?

**CUBBIE:** We decided we could set the tables for the Pie Night, when everyone comes to the farm to eat pie! Mia set out the plates, Timothy set out the forks, and I put a napkin beside each plate.

*(On the floor or a table, pretend to set the table with your table setting props.)*

**LEADER:** It sounds as if the Help Club on Apple Acres Farm is learning how to love others by helping.

**CUBBIE** *(laughing):* And you know what else we are learning?

**LEADER:** What's that, Cubbie?

**CUBBIE:** We are learning that it is fun to help and serve others.

**LEADER:** I'm so glad you are learning that lesson.

**CUBBIE:** Me too. *(Makes lip-smacking sounds.)* All this work has made me really hungry. I'm going to go and see if there are any slices of apple pie left over from Pie Night. Goodbye, everybody!

*(Have children wave goodbye as the Cubbie Bear puppet is put away.)*

**SNACKS** (5-10 minutes)

Snacks are optional and can be done at any time during club.

**IDEA 1: Heart-shaped Cookies****What You Need**

- Heart-shaped cookies
- Napkins

Let Cubbies help serve cookies on napkins. Choose a Cubbie to pray and thank God for the snack. Tell Cubbies that the cookies are shaped like hearts, which remind us of love. Jesus loves all people and so should we.

**IDEA 2: Graham Cracker House****What You Need**

- Graham crackers
- Vanilla icing
- Paper plates
- Plastic knives

Place on each Cubbie's paper plate four rectangle graham cracker pieces of the same size and one additional piece that is slightly larger. Also place a dollop of icing and a plastic knife on the plate. Cubbies build a house with the icing being the glue to hold up the four sides. Then Cubbies place the roof on top which can be removed like in the story of the paralytic man. Do not worry if some Cubbies just dip the crackers in the icing and eat them. Simply review the Bible lesson and other unit Bible lessons while Cubbies eat.

**IDEA 3: Leader's or Parent's Choice****What You Need**

- Favorite snack
- *Optional* — pie slices

On review weeks, you could let a leader or parent (or whoever is supplying the snack) bring in his or her favorite snack. This week, consider serving pie since it fits with the puppet show. Cubbie and his friends were helping Grammy Lois set tables for Pie Night on the farm. Ask Cubbies if they can remember any ways they helped at home last week.

**SONGS** (3-5 minutes)

Songs can be done before or after Lesson Time.

**What You Need**

- Teaching Cards (TC) 5, 63, 72, 76 to display during "J-E-S-U-S"

**SING:**

- **"J-E-S-U-S"** (Tune: "B-I-N-G-O.") Review this song from prior lessons and use teaching cards as visuals.

**(Display TC63)**

Who can make a lame man walk?  
Do you know His name?  
J-E-S-U-S (*Sing 3 times.*)  
Jesus is His name.

**(Display TC69)**

Who can make a dead girl live?  
Do you know His name?  
J-E-S-U-S (*Sing 3 times.*)  
Jesus is His name.

**(Display TC72)**

Who can feed a hungry crowd?  
Do you know His name?  
J-E-S-U-S (*Sing 3 times.*)  
Jesus is His name.

**(Display TC5)**

Who can save us from our sins?  
Do you know His name?  
J-E-S-U-S (*Sing 3 times.*)  
Jesus is His name.

**PRAYER** (1-2 minutes)

Cubbies, we have learned all the wonderful ways that Jesus loves people. Jesus loves you too, and He has done good things for you. Can you think of things that Jesus has done for you? (*Jesus gave us people who take care of us, Jesus gives us food and clothes, Jesus gives us the church where we can learn about Him.*)

(*Lead the group in a simple prayer and encourage each child to thank God for one thing. If you have a large group, have children all pray at the same time and say, "Thank You, Jesus, for everything!"*)

## LESSON TIME (15-20 minutes)

### What You Need

- Teaching Cards (TC) 5, 61-66, 68-69, 70, 72-74
- Bible with bookmarks placed at Matthew 9:1-8, Mark 5:21-43 and John 6:1-15
- *Optional* — game buzzer or bell, tote filled with Bible-time costumes and props relating to the miracles from Unit 4 (e.g., the doll, towel, cardboard house from Bear Hug 15, basket, construction-paper cutouts of fish and loaves of bread)

*(Adapt and personalize the words of this lesson so it fits you and your Cubbies. Open with prayer.)*

I am glad Timothy, Cubbie and their friends have decided to help others. Can you think of some ways you could help others? *(Encourage Cubbies to respond. Answers might include: holding the door open for someone, picking up something that someone drops, being kind to someone who is sad.)* When we help others, we are showing them that we love them.

*(Open your Bible to Matthew 9:1-8.)* When Jesus lived on earth, He loved others by helping them. We are going to remember some of the ways that Jesus loved people, but I will need your help. Whenever you hear this sound, *(press a game buzzer, ring a bell or make a beeping sound with your mouth)*, you need to shout out the right word for me. Let's practice with this first picture.

God sent His Son, \_\_\_\_\_ . *(Make the sound and let Cubbies shout out the word Jesus.)*  
Jesus is God, and He can do anything.

*(Display TC61.)* One day Jesus was teaching many people about God. Four men knew that Jesus could help their friend. Something was wrong with his \_\_\_\_\_ .  
*(Make the sound and let Cubbies shout out the word legs.)*

*(Display TC62.)* But the house where Jesus was teaching was CROWDED! So the men carried their friend up to the top of the house and lowered him into the house through a hole in

the \_\_\_\_\_ . *(Cubbies shout the word roof on your sound.)*

*(Display TC63.)* Jesus forgave the man's sins. That was the most IMPORTANT thing that the man needed. Then Jesus healed the man's \_\_\_\_\_ . *(Cubbies shout the word legs on your sound.)*

*(Open your Bible to Mark 5:21-43. Then display TC65.)* Another time a man named Jairus came to see \_\_\_\_\_ . *(Cubbies shout out Jesus.)* "Please help me," he said. "I have a sick little girl."

*(Display TC66.)* Jesus began to follow the man to his house. But Jesus stopped and said, "Someone touched Me." The person who touched Jesus was a sick \_\_\_\_\_ . *(Cubbies shout out woman.)* Jesus said, "Your faith has healed you." All of a sudden the woman was better. She was happy!

*(Display TC68.)* Jairus was sad. His little girl had died. Jesus had said to Jairus, "Do not be afraid. Just believe in Me." *(Display TC69.)* Jesus went to see the little girl who had died. Jesus held her \_\_\_\_\_ . *(Cubbies shout the word hand on your sound.)* He said, "Little girl, arise!" Then the little girl stood up. Jesus made her come alive again!

*(Open your Bible to John 6:1-15. Then display TC70.)* On another day, Jesus was teaching many, many people beside the sea. It was dinnertime, and the people were hungry. But the only food they had were five small loaves of \_\_\_\_\_ *(point to the boy's lunch in the picture and have Cubbies shout bread)* and two \_\_\_\_\_ . *(Cubbies shout fish.)*

*(Display TC72.)* Jesus thanked God for the food and the disciples passed the food to the people. There was more than enough food for everyone!

*Optional:* Ask children to name their favorite story of Jesus from the unit. Hold up one of the teaching cards from that story and assign Cubbies to act out the role scene on the card. For extra fun, encourage Cubbies to use the props from the tote.

continued on next page



continued from previous page

Jesus loved people, and He showed His love by helping others. Cubbies, Jesus wants you to love and help others too. **(Choose two Cubbies to help you. Give one TC73 and the other TC74.)** How are these Cubbies showing love to others in this picture? **(The Cubbie in TC73 is serving food to someone who is hungry. The Cubbie in TC74 is visiting someone who is sick.)** How can you show others that you love them? **(Encourage Cubbies to respond. Answers might include, telling parents or siblings that you love them, obeying Mom or Dad, helping a younger brother or sister.)**

Jesus healed people who were hurt or sick, and He fed the hungry crowds. He even raised people from the dead! But the GREAT-EST way that Jesus showed His love for people was by forgiving sin.

There is only one way that we can have our sin forgiven. We need to trust in Jesus! Our memory verse, Matthew 1:21, says: ... *Call His name JESUS, for He will save His people from their sins.* **(Repeat the verse several times together.)**

**(Display TC5.)** When Jesus lived on earth, He NEVER did any wrong things. But because God loved us, He sent Jesus to die on the cross for our sin. Then three days later, He came alive again! Because Jesus took the punishment for our sin, He has the power to forgive us from our sin.

**(Display TC64. Have children repeat the Core Truth together.)** I am glad that Jesus loves all people. But I am especially glad that Jesus loves and forgives me.

**Optional** – If necessary help Cubbies understand the concept of forgiveness. When God forgives us, that means God won't be angry at us or punish us for our sin. We will be friends with Him now and then forever in heaven. We are forgiven because of what Christ did for us on the cross.

## HANDBOOK TIME

(15-30 minutes)

Give each handbook group leader a copy of Bear Hug 18 Handbook Leader Sheet from the resource CD.

### Bear Hug 18 Activity Sheet

#### What You Need

- Copy of the Bear Hug 18 Activity Sheet for each Cubbie
- Crayons
- *Optional* — pairs of child-sized scissors, glue sticks, construction paper

Tell Cubbies to draw a line to connect the Bible story pictures that go together. Do the first one together. Use the pictures to review the Bible stories. For optional fun, Cubbies can cut out the pictures and group them in pairs. Cubbies glue pictures to a sheet of construction paper. Encourage the Cubbies to tell the stories to someone else, using their paper. Explain that the stories remind us of the ways Jesus loved people. Jesus came to earth to love people. The memory verse, Matthew 1:21, tells us the most important way that Jesus loved people. He loved us by dying on the cross and coming alive again so we could be saved from sin.

**NOTE:** Additional Handbook Time idea is on the Bear Hug 18 Leader Sheet.

**PLAY TIME** (15-20 minutes)

Cubbies enjoy repetition. Play two or three games from this unit and reinforce lesson truths with each game. Here are good games to repeat

- Four Friends Relay 1 or Four Friends Relay 2 (from Bear Hug 15)
- Touch Tag or Jesus Loves, YOU! (from Bear Hug 16)
- Pass the Bread, Please (from Bear Hug 17)
- You can also liven up your Play Time with one of these new ideas.

**IDEA 1: Set the Table****What You Need**

For each group:

- Table
- Two place settings (Each setting includes a paper plate, a plastic cup, a napkin, a plastic knife, spoon and fork.)

Include items for two place settings at each table. Set up one place setting at each table as a model. Let Cubbies watch you set up the last table. Explain each step verbally as you complete it. Say: "In our puppet show today, Cubbie Bear and his friends were helping Grammy Lois set tables for Pie Night. At home, you might be asked to help set the table. When you help others, you are showing love to them. Jesus loved others, and we should love others too!" Divide Cubbies into relay groups of four to six. The first Cubbie in each group will run to his group's table and begin to create the second place setting by placing one item, such as a plate, on the table. The first Cubbie will run back to his group and tag the next Cubbie, who will run to place another item, such as a cup, on the table. Play continues in this pattern until all Cubbies have had at least one turn and the second place setting is complete.

**IDEA 2: Musical Hearts****What You Need**

- Paper heart cutout for each Cubbie
- Music player

This game is a backwards version of Musical Chairs. To begin, place two hearts on the floor;

far apart from each other. Choose one Cubbie to walk around the hearts as music plays. When the music stops, she stands near a heart and says "Jesus loves me." Then the game leader says "Jesus also loves (another Cubbie's name)." The child named joins the game and the leader adds another paper heart. Repeat this pattern until all Cubbies join in to walk around the hearts. Remind Cubbies that Jesus loves all people, including each and every Cubbie! Be sure to keep this game moving quickly, or have several smaller groups playing the game at once, so Cubbies do not have to wait long for their turns.



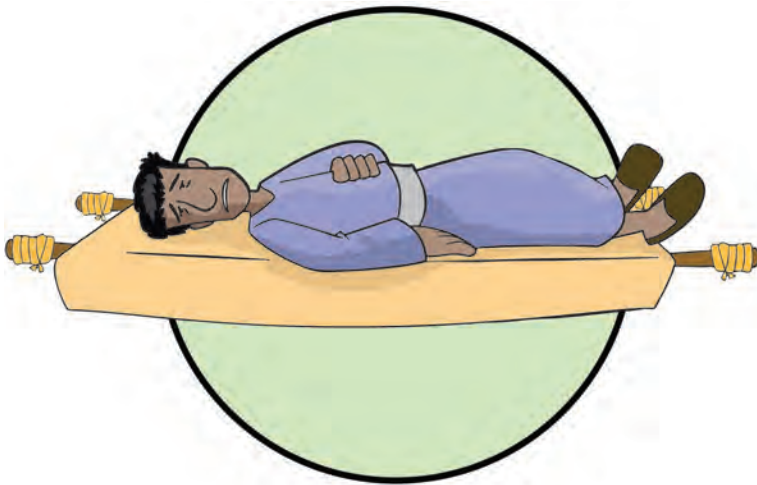
**GOING HOME** (5-10 minutes)**AWARD ALERT!**

Cubbies will earn a Red Apple emblem for completing Unit 4. Tell parents to arrive early to see their child receive the award. Show parents where to attach the apple emblem to the C on the child's vest.

Play a game with parents and Cubbies during award time. Explain that you will name an action. If the action is something that is loving, everyone should give you two thumbs up. If the action is something that is unloving, everyone should give you two thumbs down. Examples of actions: a Cubbie shares a toy with another Cubbie, a Cubbie does not go to bed after her mom said it was bedtime, a Cubbie helps a parent carry groceries from the car, a Cubbie takes something that does not belong to him, a Cubbie and her family visit a sick friend in the hospital. For fun, you could pantomime the positive actions together. For example, pretend to help a friend up after she has fallen or push someone in a wheel chair. Explain to parents that in this unit, Cubbies have been learning about the ways Jesus showed love to people. He wants us to love others too. The most loving thing Jesus did for us was to die for us and save us from our sin. Direct Cubbies to recite Matthew 1:21 in unison and then present a brief gospel explanation to parents.

**... Call His name JESUS, for He will save His people from their sins. (Matthew 1:21)**

NAME: \_\_\_\_\_



**Basic Instructions:** Draw a line to match the Bible story pictures that go together.  
**Even More Fun:** Cut out the pictures. Put the two pictures from each story together and arrange them in order of what happened first and next.  
**Ultimate Fun:** Glue the pictures to another paper and use them to retell the Bible stories to someone else. These stories remind us of the way Jesus loved people. Jesus came to earth to love people. Your memory verse, Matthew 1:21, tells us the most important way that Jesus loved people. He loved us by dying on the cross and coming alive again so we could be saved from sin.