


**BEAR
HUG 25**

Paul and Silas Tell the Good News

Make It Stick: Acts 16:31: ... *“Believe on the Lord Jesus Christ, and you will be saved ...”*

The Big Buzz: Paul and Silas loved to tell others the good news that Jesus died for our sins and came alive again. In Philippi, they told Lydia and the jailer to believe in the Lord Jesus and be saved from sin. We can love to tell others the good news of Jesus too.

HONEY FROM THE COMB

Read: Acts 16:11-40

Memorize: Acts 16:31

Memorize: The account of Paul and Silas is a favorite Sunday school story for many boys and girls. Think about it: two heroes, the suspense of being locked in a prison, an earthquake, a happy ending — what’s not to like about this story? But if one does a more careful study of these scenes, two often-overlooked truths come to the forefront, offering hope and wisdom to the believer who perseveres through trials.

Midnight Melodies: Imagine the pain that Paul and Silas would have experienced. The stocks and chains — even the prison conditions themselves — were designed to inflict agony to their already-injured bodies. Yet through the torture and hopeless circumstances, their faith never wavered. Perfect peace that passes all understanding filled their hearts with song (Philippians 4:7).

Attentive Audience: Even in prison, the light of the gospel shone brightly. Through their songs and prayers, criminals and outcasts heard firsthand of a faith that can reach through the deepest pain and sustain even the most shattered spirits.

You may have never been beaten or imprisoned, but you have faced frustration, fear, and perhaps wrongful accusations, just like Paul and Silas. What was *your* response? Did you offer prayer and praise to the One Who directs every circumstance in your life?

Remember, you too have an audience. Your Cubbies — and their parents — are watching and listening, and not just during club! Your response to a trying circumstance (whether it be an “off” night or a disobedient child) may be one tool God uses to draw their hearts to Him.

TASTE AND SEE!

Cubbies need to *taste and see that the Lord is good (Psalm 34:8)*! Pray that the Holy Spirit would work through this lesson so Cubbies:

1. Review the definition of good news: Jesus died for our sins and came alive again. All those who trust in Him will be saved from sin and be alive with Jesus forever in heaven.
2. Hear about Paul and Silas as they shared the good news with Lydia and the jailer. God helped them share the good news even in a hard situation!
3. Know what it means to believe in Jesus and be saved from the punishment for sin.
4. Thank God for the good news of Jesus Christ as Savior.
5. _____

(Add a goal the Holy Spirit brings to your mind and heart as you pray for Cubbies.)



COMING IN

(10-15 minutes before club officially starts)

Welcome Cubbies and reinforce what they learned at home with one or more of the following activities.

IDEA 1: Prison Shackles

What You Need

- Empty paper towel or bath tissue tubes
- Pairs of child-sized scissors
- Hole punch
- Lengths of yarn (each with a knot at one end)

Beforehand, cut the tubes into three-inch (7.62 cm) lengths. Give each Cubbie two tubes. Show Cubbies how to cut each tube up the middle so that it opens. (The tube should fit around a child's wrist like a cuff.) Leaders will use the hole punch to make one hole on each tube. (The holes should be centered on the tube.) Cubbies can thread a length of yarn through the holes to connect the two tubes. Leaders secure the other end of the yarn with a knot. As Cubbies try on their shackles, talk about the experiences of Paul and Silas in prison. Cubbies can wear their shackles during Lesson Time. Instruct them to keep their hands folded in their laps until the teacher talks about the earthquake and the prisoners' chains coming lose. Cubbies can pull their wrists apart so the shackles fall off.

IDEA 2: Homemade Percussion Praise

What You Need

For Maracas:

- Plastic Easter Eggs
- Plastic spoons
- Clear tape
- Permanent markers
- Popcorn kernels (or dry beans, rice or lentils)
- White duct tape or masking tape (Choose a wide tape.)

For Jingle Bracelets:

- Large jingle bells
- Pipe cleaners

Let Cubbies make instruments to play during song time. Maracas: beforehand, fill each egg about one third full with popcorn kernels,

close the egg and secure with clear tape. Give each Cubbie an egg and two spoons. (Tell Cubbies not to try to open their eggs. Small pieces, like popcorn kernels, can become choking hazards.) Show Cubbies how to position the egg between the two spoon cups. (See photos on the resource CD.) Leaders will secure the egg between the spoons with a strip of wide white tape and also tape the ends of spoons together. (If desired, the whole egg can be covered with tape.) Cubbies use markers to decorate the tape on the egg.

Jingle Bracelets: Cubbies thread a bell onto a pipe cleaner and twist the pipe cleaner into a circle so it can be worn as a bracelet or held to shake.

IDEA 3: Bible Story Board Game

What You Need

For each table:

- Copy of the game board (resource CD; enlarge and print on ledger 11"x17" size paper)
- Set of number cards from one to four (resource CD) or a number spinner
- Colored pom-poms or foam shapes to use as game markers

This game may have been played in Bear Hug 24 during Handbook Time. It can be used each week as a review tool. Place a game board and a stack of number cards at each table. Cubbies will each choose a game marker and place it at the start of the board. Cubbies take turns choosing a number card (or using a number spinner) and moving their marker the correct number of spaces. When a Cubbie lands on a picture, she should say something she remembers about the picture. Briefly review the Bible story represented by the picture.

STARTING TIME (3-5 minutes)

Continue your starting routine. Include the "Cubbies Song," Cubbies key verse and motto, unit Core Truth and the A and C verses, along with your favorite visuals, songs and motions.

PUPPET SHOW

(3-5 minutes)

What You Need

- Katie Collie puppet
- *Optional* — beanbag or a small, squishy ball that can fit in Katie Collie's mouth and on her nose; sound effect of a lawn mower (Many sound effects can be downloaded for free online.)

(Set the optional beanbag or ball beside you, within reach.)

LEADER: I wonder where Cubbie Bear is today. I haven't seen him for a while. Let's call for him and see if he comes, OK? One — two — three. CUBBIE!

(Make barking sounds and bring the Katie Collie puppet into view.)

LEADER: Oh, hello, Katie! We were hoping to have Cubbie Bear come and talk to us today. Have you seen him?

KATIE: Yes, I have. Cubbie, Timothy and I were playing a game of catch with Timothy's friends, Mia and Will.

LEADER: That sounds like fun!

KATIE: It is! I love to play catch. I can catch the ball in my mouth when I jump up high in the air. *(Make the Katie Collie puppet jump up high. If you have the ball, place it in her mouth before she jumps. If you are up for a challenge, gently toss the ball in the air and catch it in Katie's mouth while she jumps. Practice this first.)*

LEADER: Wow, Katie, that's amazing!

KATIE: Thanks! And I have a new trick too. I can hold the ball on my nose! *(If you have the ball, balance it on Katie's nose for a few seconds. You may need to lift the puppet's head slightly. If necessary, hold the ball with one finger at the top so it stays balanced. Consider covering the ball with VELCRO so it will grab on to the puppet's fur.)*

LEADER *(clapping for Katie):* That's a great trick, Katie, but I am still wondering where Cubbie is today.

(Remove the ball from view.)

KATIE: Well, after we played catch, we decided to play Hide-and-Seek. I am really good at that game too. Mia began to count, and the rest of us ran to hide. Timothy and Cubbie ran to the woodshed to hide.

LEADER: That sounds like a good spot to hide.

KATIE: It is, except that Timothy's dad saw that the woodshed door was open. He stopped mowing the grass and went over to the woodshed to close the door. Then he locked it.

LEADER: Oh, no! Timothy and Cubbie were inside!

KATIE: Yep!

LEADER: What did you do, Katie?

KATIE: Well, I started barking and chasing Timothy's dad while he was riding on the big lawnmower. I tried to get his attention, but he didn't hear me.

(If you have a lawn mower sound effect, play it now.)

Listen! I think I hear the lawn mower coming this way. **(Barking loudly)** I need to get Timothy's dad so he can help Timothy and Cubbie Bear. **(Turns to leave, and then turns around again.)** Oh! Goodbye, boys and girls!

(Children wave goodbye as the puppet is put away.)

LEADER: I sure hope Cubbie Bear and Timothy are OK. We'll have to wait until next week to find out more!

SNACKS (5-10 minutes)

Snacks are optional and can be done at any time during club.

IDEA 1: Earthquake Shake Pudding**What You Need**

- Instant pudding mix
- Cold milk
- Jar with a lid
- Cups
- Spoons
- *Optional* — music player to play praise songs

Following measurements on package, combine pudding mix and milk in a jar. Secure lid. Remind Cubbies that Paul and Silas prayed and sang praises to God when they were in jail. Then God sent an earthquake to shake the jail and show His power to set them free. Sing the Cubbies' favorite praise songs together as the jar is passed around so each Cubbie can take a turn shaking it. Soon you will have pudding to share. (Stir the pudding with a spoon just before serving to make sure it is evenly blended.)

IDEA 2: Prison Bar Cookies**What You Need**

- Cookies with chocolate stripes on them, such as Keebler® Fudge Stripes™

Tell Cubbies that the stripes on the cookies remind you of prison bars. Ask Cubbies questions to review the Bible story: Why were Paul and Silas sent to jail? How did Paul and Silas act in jail? What happened after the earthquake? What did the jailer ask? What was their answer? Recite Acts 16:31 together. Emphasize that the Holy Spirit made Paul and Silas strong in a hard time.

IDEA 3: Have Lunch, Will Travel**What You Need**

- Light, healthy lunch for each Cubbie
- Lunch bags

In each Cubbie's lunch bag, include items like a quarter sandwich, cheese stick, pretzels or fish crackers, sliced fruit or vegetables and a juice box. Cubbies walk together, carrying lunch bags, to a designated location to eat the snack. Talk about how Paul and his friends often traveled to tell the good news of Jesus.

SONGS (3-5 minutes)

Songs can be done before or after Lesson Time.

What You Need

- Bible for "Go and Tell the Good News" song and game
- *Optional* — praise instruments made during Coming In to accompany songs

SING:

- **"Go and Tell the Good News"** to the tune of "Did You Ever See a Lassie?" (from Bear Hug 23). Play the game that accompanies the song.
- **"I'll Tell the Whole World"** to the tune of "He's Got the Whole World in His Hands" (from Bear Hug 24)
- **"Rejoice in the Lord Always"** or other joyful kids' praise songs, such as the ones below. Remind Cubbies that Paul and Silas sang praises to God in jail. We can praise God in happy or hard times. Let kids play their rhythm instruments as they sing.
- **"This is the Day," "I've Got the Joy, Joy, Joy Down in My Heart;" "Hallelu, Hallelu;" or "Praise Him, Praise Him, All Ye Little Children"**

PRAYER (1-2 minutes)

(Use this time to intentionally model and teach Cubbies the basics of prayer.)

Cubbies, we have been learning about the good news that Jesus died for our sins on the cross and came alive again. Remember, a sin is anything we think (*point to your head*), say (*point to your mouth*) or do (*hit your fist in your hand*) that disobeys God. What are some sins that kids your age might do? (*Help Cubbies name examples of sins that are typical of preschoolers. Examples might include hitting their siblings, throwing a fit, disobeying their parents.*) If we have trusted Christ as Savior, God promises that He has already forgiven us for ALL our sin. Let's pray right now and thank God for forgiving us for sinning.

LESSON TIME (15-20 minutes)

What You Need

- Teaching Cards (TC) 19, 91, 93-95
- Bible with a bookmark placed at Acts 16:11-40
- *Optional* — several links of a metal chain, prison shackles from Coming In

(Adapt and personalize the words of this lesson so it fits you and your Cubbies. Open with prayer.)

(Display TC19.) Before Jesus went back to heaven, He told His disciples to tell the good news to everyone. Cubbies, do you remember what this “good news” is? *(Pause for replies.)* The good news is that Jesus died for our sins and came alive again. All those who trust in Him are saved from the punishment for sin and will be alive with Jesus forever in heaven someday.

(Display TC93. Point to Paul in the striped robe.) One man, named Paul, LOVED to tell others the good news about Jesus. Paul traveled to many different places to tell people about Jesus, and sometimes he would take his friends with him. One of his friends was named Silas. *(Point to Silas next to Paul.)*

(Open your Bible to Acts 16:11-40. Keep displaying TC93.) In this picture, Paul and Silas are in the town of Philippi talking to some women about Jesus. The women liked to meet at the river to pray to God, but they had never heard the good news about Jesus. *(Point to the woman wearing purple.)* When one of the women, named Lydia, heard Paul talk about Jesus dying for her sins and coming alive again, God helped her to believe everything Paul said. She trusted in Jesus as her Savior. Then she was kind to Paul and Silas, and invited them to stay with her family at her house.

For many days, Paul and Silas stayed and shared the good news about Jesus with people in the town of Philippi. But some people in the city were angry! They did not believe the good news, and they didn't like what Paul and Silas were doing. So the leaders of the town beat Paul and Silas with sticks and threw them into jail.

(Display TC94. Point to the jailer.) The jailer dragged Paul and Silas far into the jail to what was probably the darkest, coldest, smelliest room of all. He fastened their feet into wooden blocks, called stocks, so they couldn't move.

Cubbies, if you were Paul and Silas in that jail, how would you have felt? (sore from their beating and the stocks, scared, sad, etc.)

Optional: Choose one Cubbie to be the jailer, two Cubbies to be Paul and Silas and two more Cubbies to be the stocks. The stocks sit on the floor, while the jailer pulls Paul and Silas by the hands to the stocks. The jailer directs Paul and Silas to lie down on their backs and spread their legs. The Cubbies playing the stocks each grab an ankle of Paul or Silas and hold them still. You could also tell all Cubbies to lie on their backs with their legs spread out and imagine they are trapped in the stocks. Later, lead them in singing a praise song to God, like Paul and Silas did.

Late that night, Paul and Silas were lying on their backs in the stocks, and what do you think they were doing? *(Allow response.)* They weren't crying. They weren't shaking because they were so scared. No, the Bible *(point to Acts 16:25 in your open Bible)* says that Paul and Silas were praying and singing songs to God!

The Bible also says that the other prisoners, the other people locked up in the jail, were listening to them. Suddenly, God did something amazing! He sent a mighty earthquake to the jail.

NOTE: *If you live in areas where earthquakes occur frequently, be especially sensitive to your Cubbies. Assure them that they should trust God, even during earthquakes.*

The ground under Paul and Silas started to shake. *(Direct Cubbies to shake their bodies and pretend the floor under them is shaking.)* The walls of the jail swayed. *(Direct children to sway back and forth.)* The locked doors swung open. *(Clasp your hands in front of you and spread your arms out to your sides quickly to mimic a door opening.)* The chains on every prisoner broke loose!

continued on next page

continued from previous page

Optional: Beforehand, wrap your metal chain around your ankles. Make a lot of noise pulling it off when you talk about the chains of the prisoners breaking loose. Pass around the chain for children to feel.

(Display TC95.) The jailer was afraid. He was in charge of the prison, and he thought all his prisoners had run away through the doors!

“Don’t worry!” Paul shouted. “We are all still here!”

The jailer fell down before Paul and Silas. He knew that their God was strong to send such a mighty earthquake to help Paul and Silas. “What do I need to do to be saved?” he asked them.

Paul and Silas said: ... *“Believe on the Lord Jesus Christ, and you will be saved ... ”* (Acts 16:31). Cubbies, this is our Bible verse this week! Pretend I am the jailer and you are Paul and Silas. Each time I ask, “What do I need to do to be saved?” say your verse together as an answer to me. **(Repeat this activity twice with Cubbies.)**

Our Bible verse has some big words in it. One word is **believe**. Believe means you know it’s true that Jesus died on the cross for your sin and came alive again three days later. You trust Jesus to be your Savior. Another big word in our verse is **saved**. Saved means that we are kept safe from the punishment for sin! Cubbies, do you know what a punishment is? **(Allow response.)** When we do something bad, we sometimes get in trouble, or get punished. A punishment might be sitting in time-out or Mom telling us we can’t do the fun thing we wanted to do.

The punishment for sin is much more serious. It’s the worst kind of punishment. The punishment for sin is dying and being away from Jesus forever. But Cubbies, we don’t have to worry about that — because here’s the good news! God said that if we believe in Jesus Christ, we are saved from the punishment for sin. We will still die one day (unless Jesus comes back first), but we will go to heaven and be alive with Jesus forever!

(Display TC95 again.) The jailer believed in the Lord Jesus, and He was saved from his sin! All the people in his family believed in Jesus too. They were so happy that Paul and Silas had told them the good news about Jesus!

(Display TC91.) Cubbies, we too can obey Jesus by telling others the good news. Remember, **Jesus says to tell the good news. (Point to and repeat the Core Truth on the card two times with Cubbies. Close by praying that God will help you and the Cubbies to tell the good news.)**

HANDBOOK TIME

(15-30 minutes)

Give each handbook group leader a copy of the Bear Hug 25 Handbook Leader Sheet from the resource CD.

Bear Hug 25 Activity Sheet

What You Need

- Copy of Bear Hug 25 Activity Sheet for each Cubbie (print on card stock for the optional prison bar craft)
- Crayons
- *Optional* — Hole punch, black or gray pipe cleaners or long lengths of black or gray yarn, clear tape

Ask Cubbies why Paul and Silas were thrown into jail. Talk about how the Holy Spirit made Paul and Silas strong to pray, sing, trust God and tell the good news, even in a very hard time. Ask Cubbies what question the jailer asked Paul and Silas. Recite Acts 16:31 together. If Cubbies are completing the optional craft, punch holes in each paper. Show Cubbies how to lace yarn through the holes. Roll a piece of clear tape on one end of the yarn piece to ease lacing. Tie a knot on the other end. When Cubbies are finished, tie another knot to hold yarn in place. Instead of yarn, Cubbies could insert pipe cleaners into the holes. Show them how to bend the ends of the pipe cleaners to secure them on the paper.

NOTE: Additional Handbook idea is on the Bear Hug 25 Handbook Lesson Sheet.

PLAY TIME (15-20 minutes)

Since Cubbies enjoy and learn from repetition, play one or two games from the last two lessons (Bear Hug 23 and 24) as a review. If desired, add one or two new games:

NOTE: In any game or conversation that involves a prison, be sensitive to Cubbies who have parents or older siblings who are incarcerated. Sadly, this is a growing reality for many children today.

IDEA 1: Circle of Praise!**What You Need**

- *Optional* — music player

Cubbies stand in a circle holding hands to make a prison. Choose two children to be Paul and Silas. They sit in the middle of the circle (the “prison”) with their legs outstretched, pretending their feet are locked in the stocks. Review the events of the Bible story, and when you get to the part about Paul and Silas singing praise songs, direct Paul and Silas to join you in singing a favorite praise song while the rest of the group listens. After a few seconds, let the rest of the group join in the song and walk around in a circle while they sing. When the song ends (and music stops), yell “Earthquake!” Cubbies release hands, raise arms in the air, and shake their arms. Paul and Silas come out of prison and trade places with two Cubbies in the circle. These Cubbies will play Paul and Silas and the game begins again.

IDEA 2: Praise Freeze**What You Need**

- Music player to play lively praise songs
- *Optional* — instruments made during Coming In

As the music plays, Cubbies move to the music and shake their instruments. Periodically stop the music and say, “Everyone freeze!” Ask one child to praise the Lord by saying one thing

they know or love about Him or one thing they want to thank Him for. Keep repeating the game until each child has a chance to praise the Lord.

IDEA 3: Parachute Play**What You Need**

- Parachute or large sheet
- Several small soft balls, such as pool splash balls or sponge balls)

Have Cubbies hold the edge of the parachute. Toss balls onto parachute. Instruct Cubbies to gently bounce the balls at first. When game leader calls “Earthquake!” they may bounce the balls harder and try to get them all off the parachute. Repeat the game, but this time the game leader may send two Cubbies underneath the parachute to pretend to be Paul and Silas in jail. When the earthquake strikes, they will come out.

Alternative game: Let Cubbies try to say Acts 16:31 in its entirety while gently bouncing the balls on the parachute. If one falls off, Cubbies must start the verse at the beginning again.

GOING HOME (5-10 minutes)

As children prepare to go home, sing “Where is Paul?” to the tune of “Where is Thumbkin?” This is a great song to review the Bible story. Lyrics are on the resource CD.


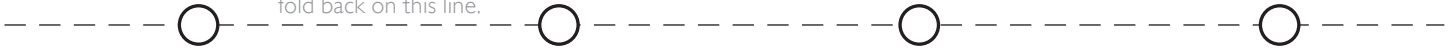
You could play the song game “Rock-a-bye Cubbie” to the tune of “Rock-a-bye Baby.” This song reminds Cubbies that Jesus is always with them, even in hard times. Cubbies pass a pillow while music plays. When the music stops, everyone sings this song to the Cubbie with the pillow:

Rock-a-bye (insert Cubbie name),
Jesus loves you.
He will be with you all the night through.
Rock-a-bye (insert Cubbie name),
This is your song.
Jesus is with you all the night long.

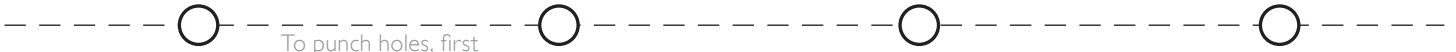
... “Believe on the Lord Jesus Christ, and you will be saved ... ” (Acts 16:31)

NAME: _____

To punch holes, first fold back on this line.



To punch holes, first fold back on this line.



Basic Instructions: Color the picture of Paul and Silas in jail. They were thrown into jail for preaching the good news about Jesus. While they were in jail, they prayed and sang praises to God.

Even More Fun: If using this option, print sheet on card stock. Your leader will punch holes in your paper so you can lace a long yarn piece through the holes. Start by lacing the yarn through a top hole and then the hole directly below it. Continue this pattern until you have four lines of yarn that look like prison bars. Or, instead of yarn, insert pipe cleaners into the holes, or Cubbies could glue bamboo skewers over the holes.

Ultimate Fun: Hold your paper with two hands and shake it. Remember that God sent a mighty earthquake to shake the prison and show His power to set Paul and Silas free. The jailer asked them how he could be saved from his sin. Paul and Silas said Acts 16:31. Recite your verse to two people.