
**BEAR
HUG 9**

Shadrach, Meshach and Abednego Worship Only God

Make It Stick: Psalm 31:14: ... *I trust in You, O LORD; I say, "You are my God."* (Short version is in bold.)

The Big Buzz: God exiled the Israelites into Babylon because they disobeyed Him and worshiped other gods. In Babylon, Shadrach, Meshach and Abednego trusted God and were faithful to worship only Him. We can trust and obey God too.

HONEY FROM THE COMB

Read: 2 Chronicles 36:15-21; Daniel 1, 3; Psalm 31

Memorize: Psalm 31:14

Even though they were young men, Shadrach, Meshach and Abednego understood an important truth about God: God does not always save His people from dangerous situations.

Surely their experiences had taught them this. During the exile, they had likely seen many of their Jewish relatives and neighbors starve to death or die by the sword of the Babylonians. Others were taken captive like they were. Of course, the exile was Israel's punishment for disobedience, but Shadrach and his friends knew that obedience to God did not necessarily bring protection from trouble. Many of God's faithful prophets were killed for delivering His message to the people.

When King Nebuchadnezzar threatened the three men with the fiery furnace, they showed confidence in God's power to save them, but they did not assume that He would (Daniel 3:14-18). In either outcome, they would be faithful to Him.

Your message to the Cubbies is not "Trust God, and He will protect you from fires and other dangers!" What if their family's house does burn down? What if the mean dog next door does bite? What if Grandpa does die? Did God forget to protect that day?

God doesn't promise immunity from trouble (Matthew 5:45; John 16:33), but He does promise to help us through it. He also gives us the ultimate hope of heaven and His future redemption. Your message to Cubbies should be: "Trust God at all times, even when bad things happen. Know that God loves you, and He is with you always." This is a good message for us to remember too!

TASTE AND SEE!

Cubbies need to *taste and see that the LORD is good (Psalm 34:8)*! Pray that the Holy Spirit would work through this lesson so Cubbies:

1. Review that God is the one true God, and we should worship only Him.
2. Hear how the Israelites were punished and sent away from their special land because they continued to disobey God and worship idols.
3. See how Shadrach and his friends trusted and obeyed God by not worshipping the king's statue.
4. See the powerful way God rescued Shadrach and his friends.
5. Believe that God loves us and is always with us, even if bad things happen.
6. _____

(Add a goal the Holy Spirit brings to your mind and heart as you pray for Cubbies.)



COMING IN

(10-15 minutes before club officially starts)

Welcome Cubbies and reinforce what they learned at home with one or more of the following activities.

IDEA 1: Fiery Furnace Paper Plate

What You Need

- Paper plate for each Cubbie
- Crayons
- Cut-out of men in furnace for each Cubbie (resource CD)
- Glue sticks
- Psalm 31:14 verse labels (resource CD)
- *Optional* — orange tempera or water color paint; brushes of pieces of sponge

Cubbies will use brown or gray crayons to color around the bumpy edge of the plate. This will be the furnace. Then Cubbies will glue the cutout of the men in the furnace to the inside circle of the plate. Cubbies may color or paint flames around the men. Show Cubbies how to fold back about three inches of the bottom side of the paper plate so that it will stand by itself. (Front of plate should be facing you when it stands.) Attach a Psalm 31:14 verse label above the men on each plate.

Ask Cubbies if they remember hearing about a fiery furnace when they read their handbook section with a parent or another grown-up at home. Ask Cubbies, "How did Shadrach, Meshach and Abednego trust and obey God?"

IDEA 2: Bible Story Review

What You Need

- Two boxes or baskets
- Two index cards
- Green and red markers
- Tape
- Beanbag(s)

In large letters, use the green marker to write "True" on one index card. Use the red marker to write "False" on the other index card. Tape one card to each box. Remind Cubbies of what true and false mean. Give the beanbag to one Cubbie. Set the boxes a short distance away. Make a statement pertaining to the Bible story, such as "The king saw five men walking around in the furnace" or "When the music played, Shadrach and his friends did not bow down to the statue." The Cubbie will toss the beanbag into the correct box, based on whether the statement was true or false. Repeat this pattern with the next Cubbie to continue reviewing the facts of the Bible story. Recognize that some Cubbies may not have read the Bible story in their handbook at home. Other Cubbies may recognize the story from other church classes. Play this game during Going Home and see if Cubbies seem to know the story better.

IDEA 3: Fiery Furnace Mural

What You Need

- Red, orange and yellow tempera paint
- Paint brushes
- Large piece of white or black mural paper
- Masking tape
- Recycled newspapers

Hang paper on the wall at Cubbies' height. Cover the floor below the paper with newspapers. Let Cubbies take turns painting flames on the paper to make a fiery furnace. (Their flames can just be straight lines or arcs. They do not have to look like actual flames.) Use this mural in your Lesson Time to represent the fiery furnace.

STARTING TIME (3-5 minutes)

Continue your starting routine. Include the "Cubbies Song," Cubbies key verse and motto, and the A and C verses. Be sure to review the unit Core Truth: God Is the One True God.

PUPPET SHOW

(3-5 minutes)

What You Need

- Cubbie Bear puppet
- Luvie Lamb puppet
- *Optional* — stick with a large marshmallow on it

LEADER: Hi, Cubbies! Are you ready to see our friend, Cubbie Bear? Let's call him together. One — two — three. CUBBIE!

(Bring the Cubbie puppet into view, with his head bowed.)

CUBBIE *(making crying, sniffing sounds):* Hi, Cubbies, I'm feeling very sad today.

LEADER: Why are you so sad, Cubbie?

CUBBIE: I'm sad because Timothy's marshmallow got burnt in the fire.

LEADER: Oh, no! How did that happen?

CUBBIE: Timothy and I were toasting marshmallows over a campfire. That's one of the fun things we like to do on the farm.

LEADER *(to the Cubbies):* Cubbies, have you ever toasted marshmallows over a fire? *(Explain how to toast a marshmallow if any Cubbies seem confused or unfamiliar with the activity.)*

CUBBIE: I had my own marshmallow on a stick, and Timothy had his own marshmallow on a stick. We couldn't wait to eat them!

LEADER: How did Timothy's marshmallow get burnt?

CUBBIE: Timothy moved his marshmallow too far into the fire. Then a giant flame covered his marshmallow, and it caught on fire! Timothy's dad pulled Timothy's stick out of the fire and waved it in the air so the fire would go out. But it was too late! Timothy's marshmallow was black and crispy. He didn't want to eat it anymore.

LEADER: Oh, that's too bad. Could he get another marshmallow?

CUBBIE: No, all the marshmallow bags were empty. Lots of kids were there roasting marshmallows with their families. They had already taken all the marshmallows. Timothy was so sad!

(Hold the optional stick with a marshmallow on it in Luvie's mouth or between her hooves. Bring Luvie into view, giggling.)

LUVIE: There was still ONE marshmallow left!

LEADER: Luvie, how did you get a marshmallow?

LUVIE: A kid at the petting zoo tried to feed me a marshmallow, but lambs don't like marshmallows, so I thought I'd give it to Timothy!

CUBBIE: Wow, Luvie, that's a great idea! Timothy will be so happy. Let's go bring the marshmallow to Timothy right now.

LUVIE: OK, let's go! Bye-bye, boys and girls.

LEADER: Cubbie and Luvie, be very careful not to get too close to the fire. Fires have hot flames that can burn marshmallows and lots of other things. You could get hurt.

LUVIE and CUBBIE: Don't worry, we'll be careful.

(Children wave goodbye as the puppets are put away.)

SNACKS (5-10 minutes)

Snacks are optional and can be done at any time during the club meeting. Use the snack time song from prior weeks to transition Cubbies.

IDEA 1: S'mores Snacks**What You Need**

- Graham crackers
- Marshmallow cream
- Chocolate chips
- White nonpareils
- Butter knife
- Wax paper

The Cubbie Bear puppet talked about roasting marshmallows. A favorite campfire treat with roasted marshmallows is S'mores. Mimic s'mores with this snack. Break graham cracker into four rectangles. Spread one rectangle with marshmallow cream and top with another rectangle. Repeat until you have several sandwiches. Melt chocolate chips in microwave. Dip each sandwich halfway in chocolate. Lay on wax paper to dry. If desired, sprinkle the chocolate with white nonpareils.

IDEA 2: Fiery Peppers**What You Need**

- Slices of red, yellow and orange bell peppers
- Vegetable dip or cream cheese and crackers
- Small paper plates

Give each Cubbie a few pepper slices and a small spoonful of vegetable dip on a paper plate. As Cubbies eat, ask them if the colors of the peppers remind them of anything from the Bible lesson. If necessary, hint that the peppers are the same color as flames. Instead of serving vegetable dip, you could spread crackers with cream cheese and place a few pepper slices on each cracker.

IDEA 3: Cheese Flames**What You Need**

- Slices of yellow and orange cheese
- Pretzel nibblers (or other small pretzel shapes)
- Small paper plates

Cut cheese slices to resemble flames and place some on each plate. Place four pretzels on top of the flames and serve. Ask Cubbies if the four pretzels remind them of anything from the Bible lesson. If necessary, hint that there were four men in the fiery furnace. Ask Cubbies, "How do you think Shadrach and his friends felt when they saw the fourth man with them?"

SONGS (3-5 minutes)

Songs can be done before or after Lesson Time.

SING:

- The chorus of the hymn **"Trust and Obey"**
- **"My God Is So Big"** or the chorus of **"Our God Is an Awesome God"** by Rich Mullins
- **"Praise Him, Praise Him, All Ye Little Children"** Add additional verses, replacing "praise Him" with "love Him," "thank Him" and "serve Him."
- **"What a Mighty God We Serve"**

PRAYER (1-2 minutes)

(Use this time to intentionally model and teach Cubbies the basics of prayer.)

Cubbies, when do you feel afraid? When do you feel sad? *(Let Cubbies share experiences. Give examples to get them started. For example, maybe they feel scared during a thunderstorm. Maybe they were sad when a pet died.)* Even when we feel scared or sad, we know God is with us and He loves us. We can trust God to take care of us. What is something you think God wants you to do when you feel scared or sad? *(Pray to Him, remember His true words from the Bible, ask a parent or a friend for help, sing a praise song, etc.)* Is there anyone who feels scared or sad about something right now? *(Allow Cubbies to share.)*

(Pray for any individual Cubbies who share. Pray that all the Cubbies would learn to trust God when they feel scared or sad.)

LESSON TIME (15-20 minutes)

What You Need

- Teaching Cards (TC) 38, 40-42, 44-49
- Bible with bookmarks placed at Daniel 3 and Psalm 31:14
- *Optional* — red, orange and yellow streamers; furnace made from appliance box; red sheet with orange and red flame shapes on it (use the sheet from Bear Hug 8); construction paper crown

(Adapt the words of this lesson so it fits you and your Cubbies. Open with prayer.)

I'm glad Luvie had a marshmallow for Timothy. Cubbies, what happened to Timothy's first marshmallow? **(Allow response.)** Fires have hot flames that burn things. We need to be careful around fires.

(Display TC42.) In our Bible lesson today, you will hear about many different fires. We talked about this fire last week. Does anyone remember how this fire started? **(See if any Cubbies can retell the events at Mount Carmel from 1 Kings 18. Display TC40-41 to them, if necessary.)**

After the Israelites saw the amazing fire God sent, they knew that God, NOT Baal, was the one true God. **(Direct Cubbies to lift up one finger to represent the one God.)** Cubbies, do you think the Israelites started worshiping only the one true God after that? **(Allow response.)**

(Display TC38.) Sadly, most of the Israelites kept on disobeying God and worshiping idols. God sent many more prophets, like Elijah, to warn them. The prophets said: "If you don't stop worshiping idols, God will make you leave the special land He gave you. The temple will be burned down." The Israelites didn't listen to the prophets. They kept on worshiping idols.

(Display TC44.) Finally, the prophets' words came true. God loved the Israelites, but He had to punish them because they disobeyed Him. He sent an army from Babylon to take the Israelites out of the special land He had given them. The

army took them far away to the land of Babylon. It was a very sad time!

(Display TC45.) Then, the Babylonian army took all the shiny, gold things out of God's beautiful temple and set the temple on fire. The temple burned down to the ground. All these sad things happened because the Israelites disobeyed God and worshiped idols.

(Display TC46.) But there were a few Israelites that obeyed God and did not worship idols. Meet Shadrach, Meshach and Abednego. **(Point to the three men on the right of the picture.)** These three young men were chosen to study at a school so they would be ready to work for King Nebuchadnezzar, the king of Babylon. **(Point to the king.)** God helped them to learn well in school, and the king gave them important jobs to do.

Optional: Choose a group of Cubbies to stand up front and represent fire by waving red, orange and yellow streamers whenever you say the phrase fiery furnace. Choose a new group each time you begin a new paragraph or section so multiple Cubbies get a turn.

Optional: Use an appliance box to build a furnace. Cut a door in the front of the furnace and cut off the back side of the furnace. Hang a red sheet decorated with flame shapes to the wall behind the furnace so it shows through the furnace door. Cubbies with streamers mentioned above could also stand in the furnace to represent fire. Choose Cubbies to act out the events, using the furnace. The Cubbie who plays the king can wear a crown. A leader could slip into the furnace from behind and pretend to be Jesus walking with the three friends.

(Open your Bible to Daniel 3 and display TC47.) One day King Nebuchadnezzar decided to make a giant, golden statue. He told all his important men to come together to see the statue he had made.

"Attention, everyone!" said the king's servant. "When you hear the music, you must all fall

continued on next page

continued from previous page

down and worship the golden statue. If you don't, you will be thrown into a fiery furnace."

The music began to play, and all the men dropped to the ground — all the men except Shadrach, Meshach and Abednego. They refused to worship anything or anybody except God. *(See if the Cubbies can find the three men standing in the picture.)*

(Display TC48.) King Nebuchadnezzar was furious with them. "If you do not worship my statue, I will throw you into the fiery furnace," he said. "What god will save you then?"

Shadrach and his friends answered, "Oh, king, our God is able to save us from the fiery furnace. But even if God chooses not to save us, we will NOT worship your statue!"

Now the king was madder than mad. He made the furnace extra hot. His soldiers tied up the three men and threw them into the flaming, fiery furnace. The furnace was so hot that it killed the king's soldiers.

(Display TC49.) Suddenly, the king stood up, surprised. "I see FOUR men walking around in the fire, and they are not hurt at all!"

Cubbies, who do you think was with Shadrach, Meshach and Abednego in the fire? *(Explain to Cubbies that it was either Jesus Christ or an angel; the Bible does not specify. Either way, we know God was with them.)*

"Come out!" said the king. When the three men came out of the fiery furnace, everyone saw that the fire had not even touched them. Not a hair on their heads was burnt! They didn't even SMELL like smoke.

The king was glad that Shadrach and his friends trusted in God. He said, "No other god can save like their God does!"

(Turn in your Bible to Psalm 31:14.) Cubbies, the word *trusted* reminds me of our Bible verse today. Psalm 31:14 says: ... *I trust in You,*

O LORD; I say, "You are my God." *(Repeat the verse twice with Cubbies.)*

Shadrach and his friends trusted in God. *(Hold up one finger with Cubbies.)* They knew that **God is the one true God**. They would not worship any other gods but Him. They also knew that God loved them and He would be with them, even if they had to be thrown in the fiery furnace.

Cubbies, we can trust God too. We can trust God and obey Him, even if bad things happen. We know that God loves us and He is always with us. *(Close in prayer, thanking God for His love and presence. Pray that you and the Cubbies would always trust Him.)*

HANDBOOK TIME

(15-30 minutes)

Give each handbook group leader a copy of Bear Hug 9 Handbook Leader Sheet from the resource CD.

Bear Hug 9 Activity Sheet

What You Need

- Copy of Bear Hug 9 Activity Sheet for each Cubbie
- Crayons
- *Optional* — glue sticks, pairs of child-sized scissors, five plastic spoons for each Cubbie

Tell Cubbies to find the picture that is the same in each row. (You may want to do the first row together.) Use the pictures on the sheet to review the Bible story of Shadrach, Meshach and Abednego. Emphasize that Shadrach and his friends obeyed God by not bowing down to the king's statue. They also trusted God to be with them, even if they had to be thrown in a fiery furnace. Recite Psalm 31:14 together. If desired, Cubbies may follow the optional instructions to make spoon puppets to act out the story.

NOTE: Additional idea for Handbook Time idea is on the Bear Hug 9 Handbook Leader Sheet.

PLAY TIME (15-20 minutes)**IDEA 1: Fiery Furnace Game****What You Need**

- Music player
- *Optional* — paper crown; blanket; table; Hula-Hoop®; red, orange and yellow streamers

Choose three Cubbies to play the roles of Shadrach, Meshach and Abednego. Choose one Cubbie to play King Nebuchadnezzar, who wears a crown. His role is to observe the game and make sure everyone sits at the right time. The rest of the Cubbies will play the people who chose to bow down to the king's statue. Everyone can walk or run around the room, but when they hear music, they will sit on the ground as quickly as possible. All will sit, except for Shadrach, Meshach and Abednego, who will stand in place and say, "O king, we will NOT worship your statue." Then King Nebuchadnezzar will say, "Then you will be thrown into the fiery furnace." Shadrach and the two friends go to a place you have designated as the furnace. Choose a new king, Shadrach, Meshach and Abednego for the next round.

For fun, make a furnace by draping a blanket over a table or hanging streamers off the sides of a table. You could also tape streamers all around a Hula-Hoop. Place the Hula-Hoop on the ground with streamers outside the circle (so kids will not step on them so much). Shadrach, Meshach and Abednego will stand inside the hoop or pull it up about waist high during the game round.

IDEA 2: Fire Storm**What You Need**

- Large supply of red, yellow and orange tissue paper wads
- *Optional* — rope or masking tape

Divide play area in half. (If you do not already have a line on the floor, place a rope or a

strip of masking tape in the middle of the room.) Place half of the Cubbies on each side and evenly scatter the paper wad "flames" on the floor. On the leader's signal, Cubbies race to throw the flames onto the other group's side. After a few minutes, stop the action and see which side has more flames on their side. Play again.

IDEA 3: Number Search**What You Need**

- Set of number cards for each group (resource CD; print on card stock)
- *Optional* — Instead of number cards use dominos.





Beforehand, print and cut apart number cards. (Duplicate the page of number cards to make a set.) To start, direct all Cubbies to hold up one finger and say with you, "God is the one true God." Show Cubbies a card with a number one on it. Then divide Cubbies into groups of five to seven members. Scatter a set of number cards on the floor at an equal distance from each group. (Numbers should be facing up.) The first person in each group will run to pick up a number one card before returning to say "God is the one true God" and to tag the next person in line. The next person will run to get a number one card and repeat the pattern. (If you are using dominoes, Cubbies choose a domino with one dot on a half.) Cubbies keep their cards or dominoes for the duration of the game.

GOING HOME (5-10 minutes)

Have you been memorizing the Bible verses along with the Cubbies? One of the best ways to learn to trust and obey God is to know His Word. Then when difficult times come, you can count on the one true God to carry you through, no matter if your "fiery furnace" is a health, economic or family issue. God is indeed able. He can be trusted to keep His promises.

... I trust in You, O LORD; I say,
 "You are my God." (Psalm 31:14)

NAME: _____



Basic Instructions: Circle the picture in each row that is the same as the picture in the oval.

Even More Fun: Cut out the heads in the ovals of each of these characters: Shadrach, Meshach, Abednego, King Nebuchadnezzar and Jesus. Glue each head to the back of the scoop portion of a plastic spoon to make a puppet.

Ultimate Fun: Act out the Bible story with your puppets. Remember, Shadrach, Meshach and Abednego obeyed God by not bowing down to the king's golden statue. King Nebuchadnezzar got angry and threw them into a fiery furnace. Shadrach and his friends trusted God in the fiery furnace. God protected them so they did not get burned (Daniel 3).

