

BINGO



BINGO



BINGO




Good Samaritan Stand-up Figures

Assembly instructions


1. Print 2 copies of all stand-up figures on white card stock. (Increase paper size and image size for greater visibility, especially with large groups.)
2. Cut out on black lines.
3. Fold on dotted lines.
4. Tape together, head to head.
5. Fold flaps inward. Tape, staple or paper clip together to form a base.
(If figures are paper clipped, they can be easily disassembled and saved.)

(Not all figures shown below.)





Donkey Figure



Inn Scene



Levite Figure



Levite Figure



Man Figure




Man Figure



Priest Figure



Priest Figure



Robbers Figure



Samaritan With Wounded Man



Samaritan Figure



Samaritan Figure



Wounded Man Figure